

Kansas Employment Report

Joint Economic Committee

Senator Mike Lee, Chairman

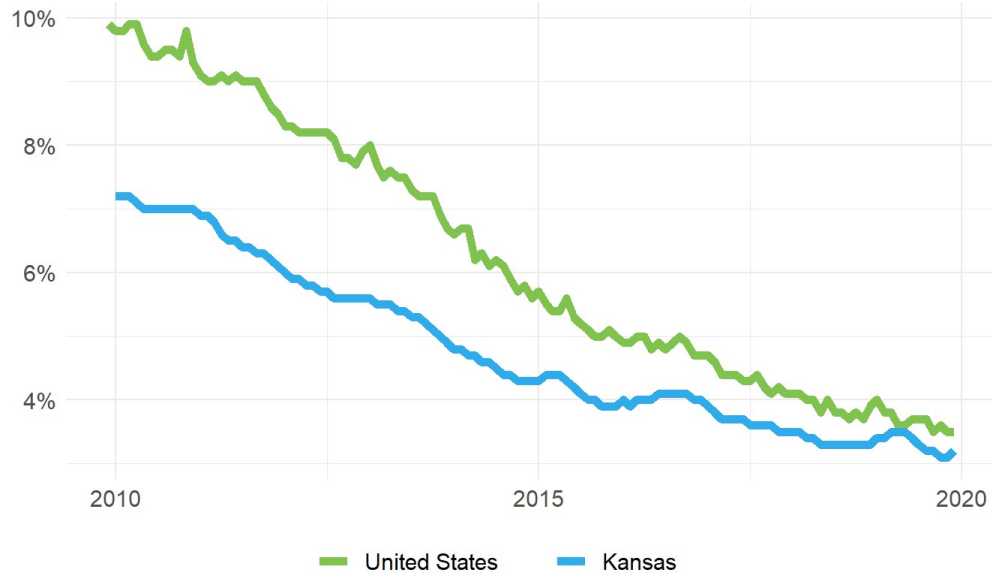
January 24, 2020

Summary

- **Kansas added 3,400 net payroll jobs and the unemployment rate rose by 0.1 percentage point to 3.2 percent in December**, according to Bureau of Labor Statistics (BLS) data released at 10:00am on January 24, 2020.
- **Over the past twelve months, Kansas added 20,100 payroll jobs** and the unemployment rate fell by 0.1 percentage point from 3.3 percent.
- **In December, Kansas's private sector added 3,600 net private payroll jobs** and over the past twelve months it added 15,300 private payroll jobs in the establishment survey.
- In the household survey, the number of **unemployed rose by 280 on net in December**, and over the past year employment rose by 12,371.
- Kansas's **labor force participation rate rose to 67.1 percent** in December from 66.9. Since last year, the labor force participation rate rose by 0.3 percentage point.
- The national unemployment rate **remained unchanged in December**. State employment and unemployment data for January is scheduled for release March 16, 2020. The national employment situation report for January will be released February 07, 2020.

Kansas and U.S. Unemployment Rates

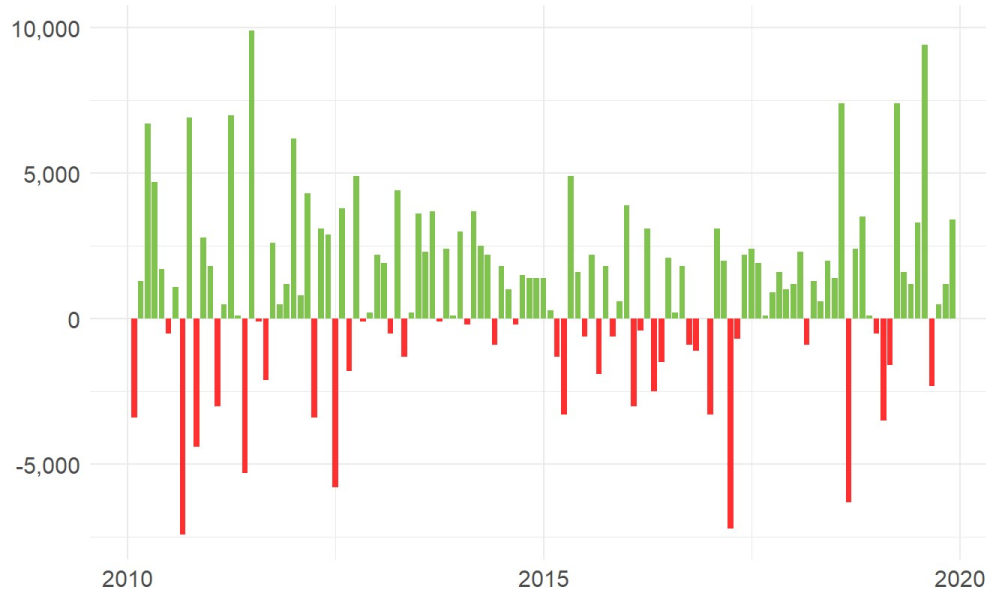
(Percent, Seasonally Adjusted)



Source: Bureau of Labor Statistics

Kansas Payroll Employment

Kansas Nonfarm Payroll Jobs Monthly Change (Seasonally Adjusted)



Source: Bureau of Labor Statistics

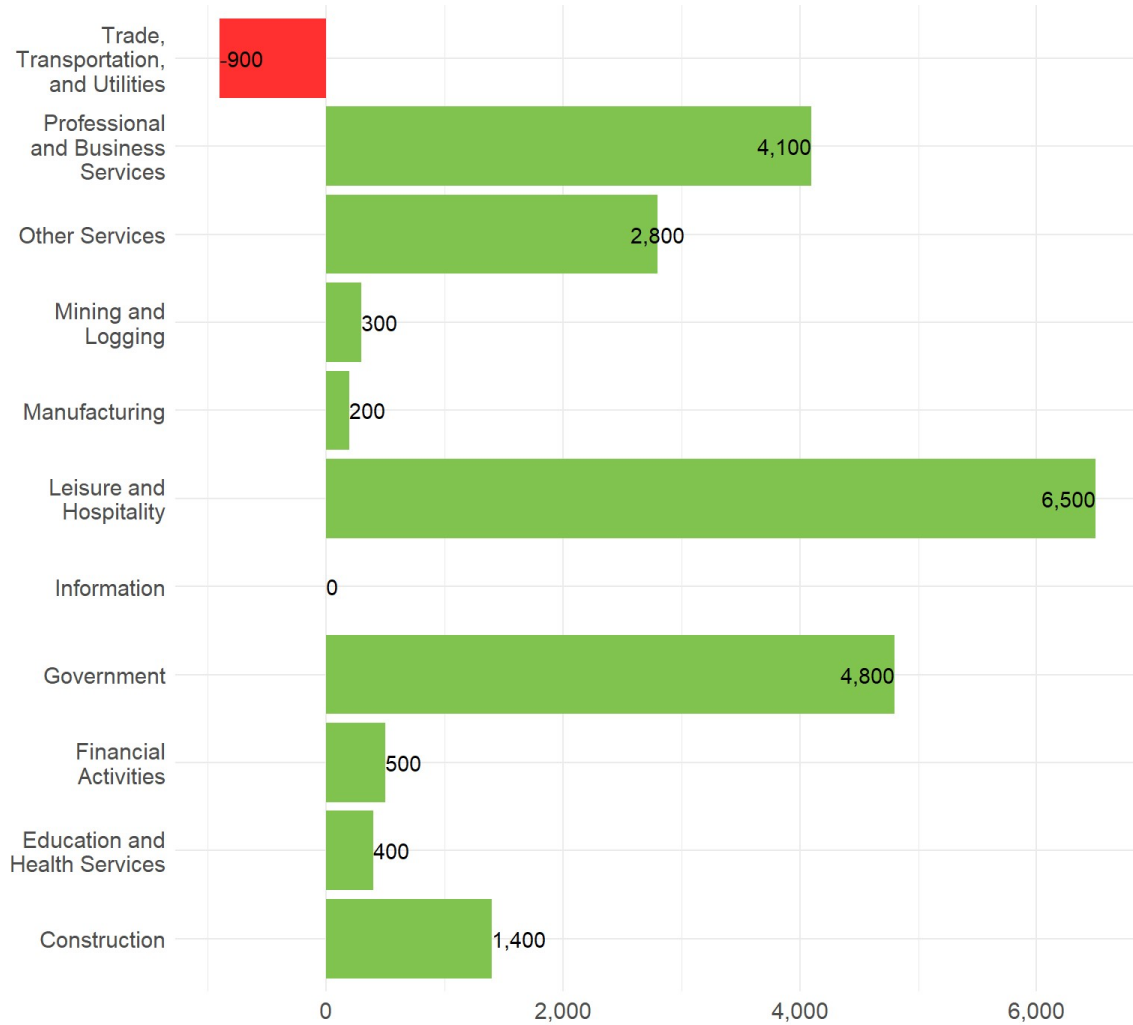
Kansas added 3,400 net payroll jobs, or 0.2 percent, on a seasonally adjusted basis during December. In the prior month, Kansas added 1,200 jobs. Over the past twelve months, Kansas added 20,100 payroll jobs, or 1.4 percent. Kansas nonfarm payroll employment had increased in 8 of the past 12 months.

Nationally, nonfarm payrolls rose by 145,000 in December, or rose by 0.1 percent. Over the 12-month period ending with December, nonfarm payrolls rose by 2,108,000 jobs, or 1.4 percent. Kansas is tied for 18th among the 50 states and the District of Columbia for percentage gain in nonfarm payroll employment over the past 12 months.

During December, Kansas's private-sector added 3,600 jobs, or approximately 0.3 percent. The private-sector in Kansas added 900 jobs in the prior month. Over the past twelve months, private-sector payrolls in Kansas added 15,300, or 1.3 percent. Kansas private-sector payroll employment has increased in 8 of the past 12 months.

Nationally, private-sector payroll jobs rose by 139,000 jobs in December, or 0.1 percent. Over the past 12 months, the national payroll rose by 1,947,000 jobs in the private sector, or rose by 1.5 percent. Kansas is tied for 23rd among the 50 states and the District of Columbia for a percentage gain in private-sector payroll employment over the past 12 months.

Change in Kansas Payroll Employment by Sector over Past 12 Months



Source: Bureau of Labor Statistics, seasonally adjusted

The best performing sectors on a seasonally adjusted basis during December were Education and Health Services (1,100) and Professional and Business Services (900). The poorest performing sectors during the month were Leisure and Hospitality (-100) and Government (-200).

The best performing sectors during the last twelve months were Leisure and Hospitality (6,500) and Government (4,800). The poorest performing sectors during the last twelve months were Information (0) and Trade, Transportation, and Utilities (-900).

Kansas Labor Force Statistics

Labor Force Participation

The labor force participation rate in Kansas rose to 67.1 percent in December from 66.9 percent in the prior month. At a labor force participation rate of 67.1 percent, Kansas ranks 12th in the nation. The labor force participation rate in Kansas rose by 0.3 percentage point from a year earlier. The labor force participation rate is the percentage of the civilian noninstitutionalized population age 16 and older who are employed or actively looking for work.

The 10-year high for the labor force participation rate in Kansas was 70.6 percent in December 2009. The series high for the labor force participation rate in Kansas occurred in December 1998 when the labor force participation rate hit 72.2 percent. The 10-year low for the labor force participation rate was 66.4 percent, last occurring in August 2019. The series low for the labor force participation rate in Kansas last occurred in April 1976 when the labor force participation rate hit 64.7 percent.

The national labor force participation rate remained steady at 63.2 percent in December. That rate rose by 0.2 percentage point from a year earlier. The all-time high for the national labor force participation rate was 67.3 percent in April 2000. The 10-year high for the national labor force participation rate was 65.2 percent in April 2010. The recent 10-year low occurred in September 2015 at a level of 62.4 percent. The series low for the national labor force participation rate was 58.1 percent in December 1954.

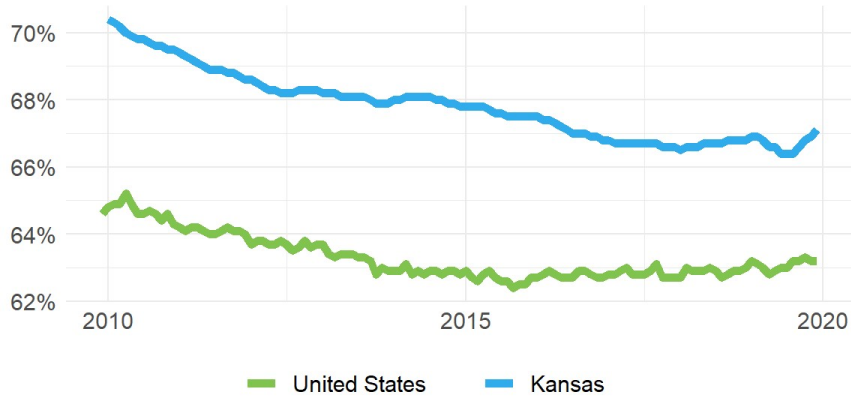
Employment-to-Population Ratio

The employment-to-population ratio, or the percentage of the Kansas civilian noninstitutionalized population 16 years and older counted as employed, in December rose to 65 from 64.8 percent in the prior month. At 65 percent, Kansas ranks 12th among state employment-to-population ratios in the nation. The employment-to-population ratio in Kansas rose by 0.4 percentage point from a year earlier.

The 10-year high for the employment-to-population ratio in Kansas was 65.5 percent in December 2009. The series high for the employment-to-population ratio in Kansas last occurred in February 1999 when the employment-to-population ratio hit 69.7 percent. The 10-year low for the employment-to-population ratio was 64.2 percent last occurring in July 2019. The series low for the employment-to-population ratio in Kansas last occurred in March 1976 when the employment-to-population ratio hit 61.9 percent.

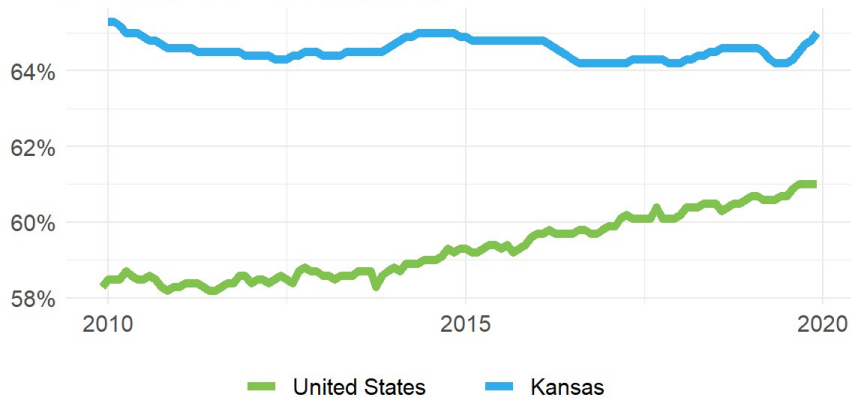
The national employment-to-population ratio remained steady at 61 percent in December. That rate rose by 0.4 percentage point from a year earlier. The all-time high for the national employment-to-population ratio was 64.7 percent in April 2000. The 10-year high for the national employment-to-population ratio was 61 percent in December 2019. The recent 10-year low occurred in July 2011 at a level of 58.2 percent. The series low for the employment-to-population ratio was 54.9 percent in October 1949.

Kansas and U.S. Labor Force Participation Rates (Percent, Seasonally Adjusted)



Source: Bureau of Labor Statistics

Kansas and U.S. Employment-to-Population Ratios (Percent, Seasonally Adjusted)



Source: Bureau of Labor Statistics